

FI Conventional

Factsheet as of 31st Dec, 2025



Key Information

Inception Date	01/11/2011
Portfolio Manager	Suhas Pinto
Portfolio Assets Under Management (AUM)	\$163 Million
Portfolio NAV	\$20.29
52 Week Range	\$18.66 - \$20.29
No. of Positions	94

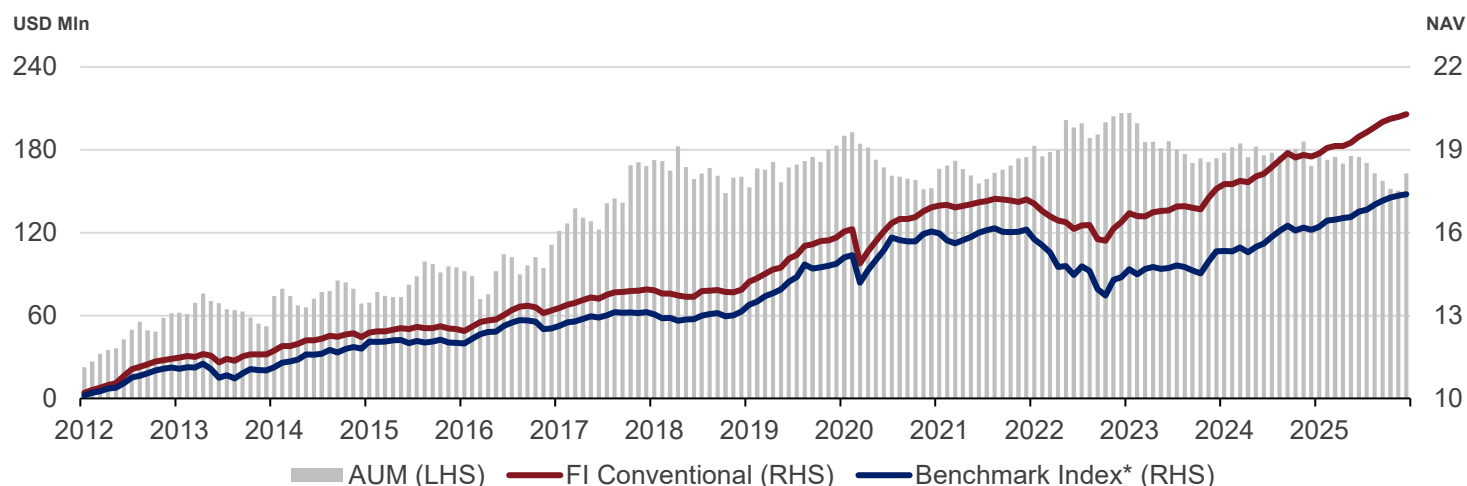
Portfolio Investment Strategy

Portfolio is a segregated mandate awarded by a Property & Casualty Insurer, allowing the portfolio manager to invest in a diversified portfolio of USD denominated securities, primarily Investment grade, both in the Middle East & North Africa (MENA) region and globally. The portfolio aims to achieve a steady level of interest income with moderate capital appreciation.

Managed Account Performance

	YTD	1M	3M	6M	1Y	3Y	5Y	ITD	ITD CAGR
FI Conventional	8.18%	0.50%	1.41%	4.16%	8.18%	23.86%	19.99%	102.87%	5.12%
Benchmark*	8.01%	0.27%	1.39%	3.79%	8.01%	20.84%	8.44%	73.90%	3.98%

Portfolio NAV vs Benchmark / AUM



*Blended benchmark- Pre 2023: see notes below; 2023 onwards: Eurodollar Global Agg (35%), EM USD Agg: 1-3 Year (25%), EM EMEA (20%), US Agg Intermediate (20%).

Annual Returns – Previous 10 years

	Mar	Jun	Sep	Dec	Annual
2016	2.00%	2.06%	2.54%	-1.31%	5.35%
2017	2.13%	1.14%	1.77%	0.69%	5.84%
2018	-1.12%	-0.80%	1.75%	0.08%	-0.11%
2019	4.14%	3.75%	3.46%	1.59%	13.57%
2020	-5.94%	7.87%	2.73%	2.49%	6.84%
2021	0.02%	1.09%	0.60%	0.03%	1.75%
2022	-3.58%	-2.76%	-2.30%	3.94%	-4.78%
2023	1.24%	1.37%	0.57%	3.99%	7.33%
2024	1.70%	1.42%	4.12%	-0.66%	6.67%
2025	2.06%	1.77%	2.71%	1.41%	8.18%

Risk / Return Measures

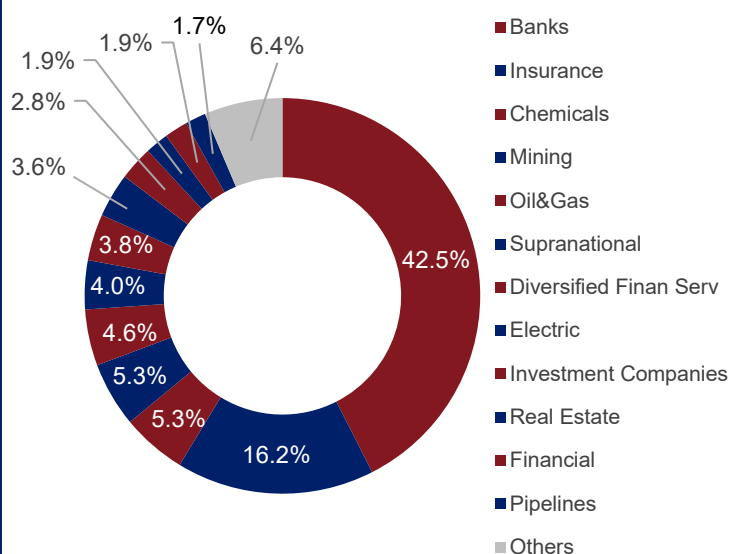
Modified Duration	3.53
Average Current Yield	5.05%
Portfolio YTM	5.05%
Average Portfolio Rating	BBB+

FI Conventional

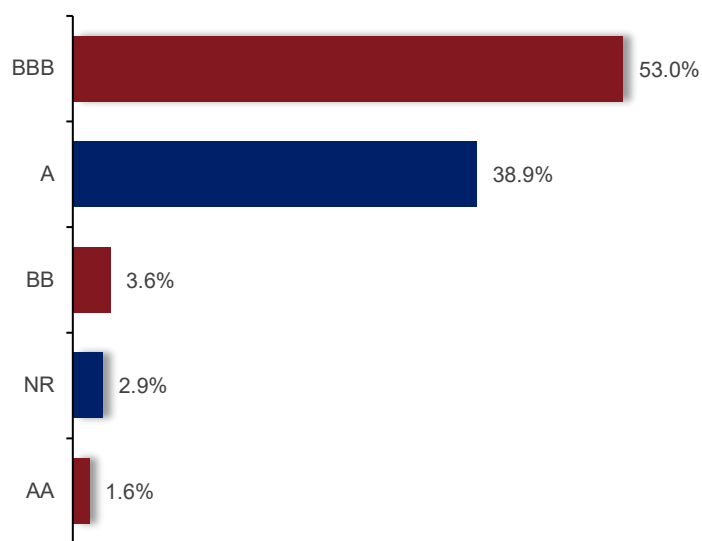
Factsheet as of 31st Dec, 2025



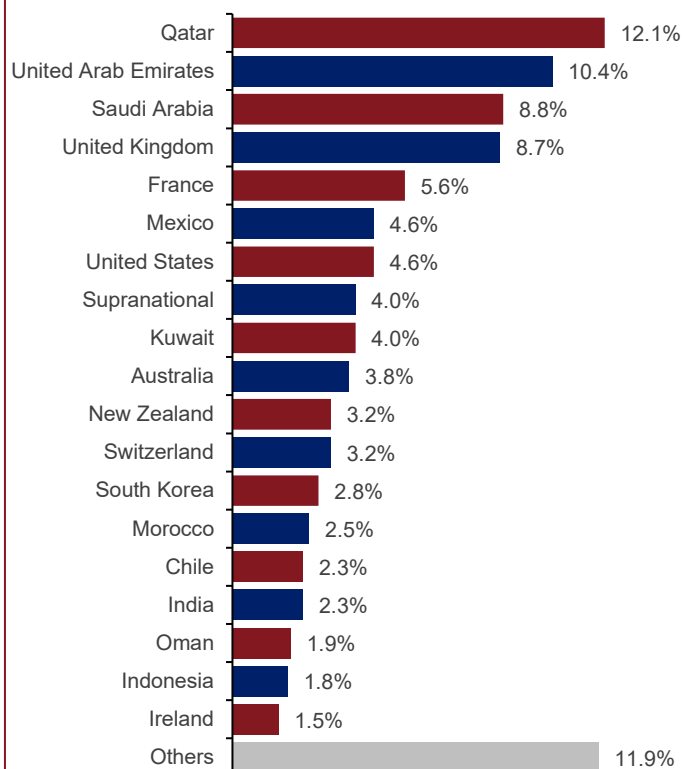
Sector Allocation



Credit Rating



Country Allocation



Top 10 Holding

Issuer	Weightage
6.150% QIC Cayman Ltd	5.31%
5.250% Legal & General Group 2047	1.88%
5.666% CBQ Finance Ltd 2030	1.88%
3.750% Dae Sukuk DIFC Ltd 2026	1.87%
4.500% Doha Finance Limited 2031	1.84%
2.250% REC Ltd 2026	1.83%
2.050% Sarana Multi Infrastrukt 2026	1.83%
4.875% CNP Assurances SACA	1.75%
4.250% Equate Petrochemical Co 2026	1.55%
4.500% Aercap Sukuk Ltd 2029	1.54%

Disclaimer / Notes

This document is prepared for general circulation and is circulated for general information only. This document is not an invitation to subscribe to units of any investment fund or program therein. At all times, prospective investors considering an investment in a fund or program should carefully review such fund's or program's prospectus describing the investment approach, operations, applicability of taxes, fees, expenses, risks of investing and review the fund's or program's performance over time.

*Blended benchmark- Pre 2023: JPM MECI GCC (JCADGCTR) Index (60%) & JPM Asia (JACIIGTR) Index (20%) & US Bloomberg Aggregate (LBUSTRUU) Index (20%), 2023 onwards the benchmark is changed to reflect a change in the mandate and duration requirements of the portfolio: Bloomberg Eurodollar Global Aggregate (I02953US) Index (35%), Bloomberg EM USD Aggregate 1-3 (I12885US) Index (25%), Bloomberg EM USD Aggregate EMEA (I13292US) Index (20%), Bloomberg Intermediate US Aggregate (LC08TRUU) Index (20%).