

FI Conventional Portfolio

Factsheet as of 31st Oct, 2025



Key Information

Inception Date	01/11/2011
Portfolio Manager	Suhas Pinto
Portfolio Assets Under Management (AUM)	\$152 Million
Portfolio NAV	\$20.12
52 Week Range	\$18.66 - \$20.15
No. of Positions	89

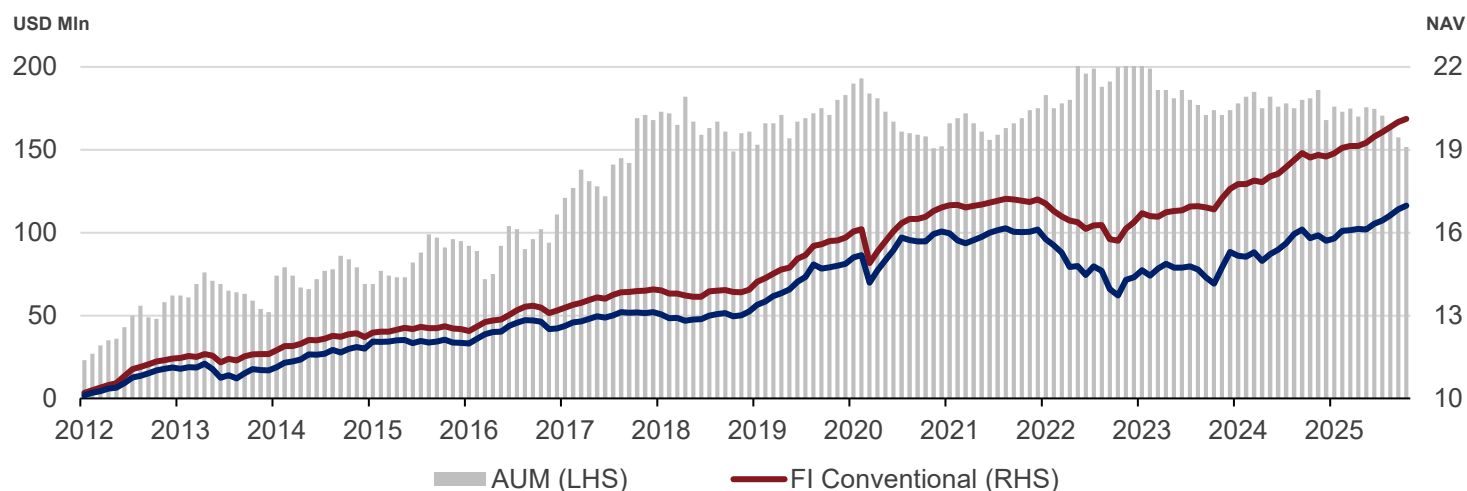
Portfolio Investment Strategy

Portfolio is a segregated mandate awarded by a Property & Casualty Insurer, allowing the portfolio manager to invest in a diversified portfolio of USD denominated securities, primarily Investment grade, both in the Middle East & North Africa (MENA) region and globally. The portfolio aims to achieve a steady level of interest income with moderate capital appreciation.

Managed Account Performance

	MTD	YTD	3M	6M	1Y	3Y	5Y	ITD
FI Conventional Portfolio	0.56%	7.28%	2.49%	5.11%	7.47%	28.05%	21.42%	101.18%
Benchmark*	0.80%	8.12%	3.30%	5.21%	7.44%	23.67%	8.28%	69.78%

Portfolio NAV vs Benchmark / AUM



*Blended benchmark- JCADGCTR Index (60%) & JACIIGTR Index (20%) & LBUSTRUU Index (20%)

Annual Returns – Previous 10 years

	Mar	Jun	Sep	Dec	Annual
2016	2.00%	2.06%	2.54%	-1.31%	5.35%
2017	2.13%	1.14%	1.77%	0.69%	5.84%
2018	-1.12%	-0.80%	1.75%	0.08%	-0.11%
2019	4.14%	3.75%	3.46%	1.59%	13.57%
2020	-5.94%	7.87%	2.73%	2.49%	6.84%
2021	0.02%	1.09%	0.60%	0.03%	1.75%
2022	-3.58%	-2.76%	-2.30%	3.94%	-4.78%
2023	1.24%	1.37%	0.57%	3.99%	7.33%
2024	1.70%	1.42%	4.12%	-0.66%	6.67%
2025	2.06%	1.77%	2.71%		7.28%

Risk / Return Measures

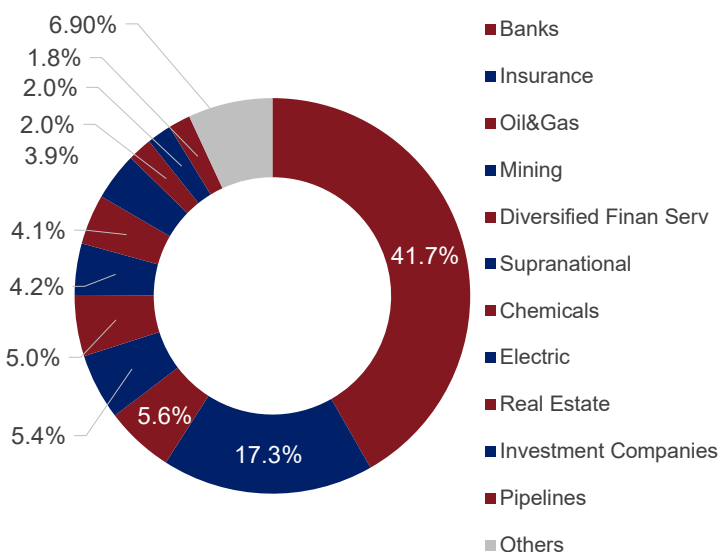
Modified Duration	3.83
Average Current Yield	5.03%
Portfolio YTM	5.21%
Average Portfolio Rating	BBB+

FI Conventional Portfolio

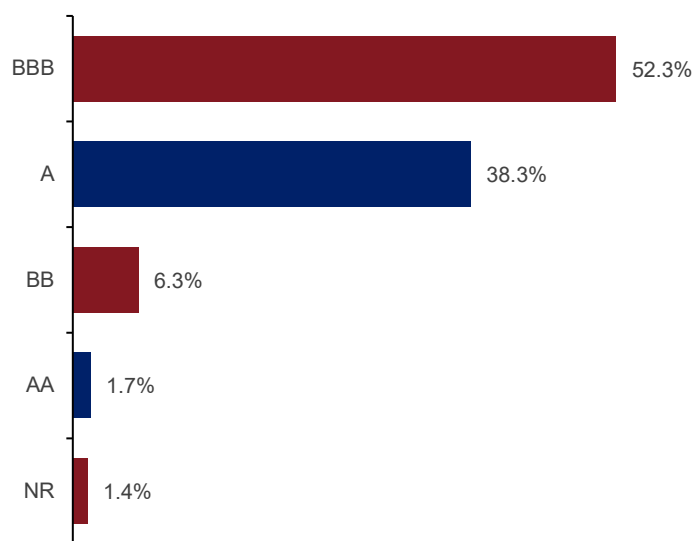
Factsheet as of 31st Oct, 2025



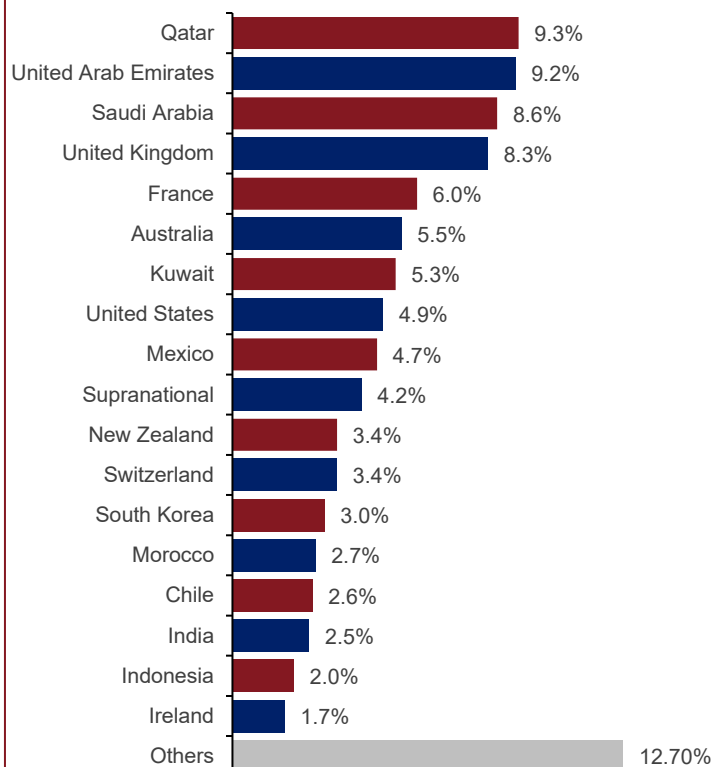
Sector Allocation



Credit Rating



Country Allocation



Top 10 Holding

Issuer	Weightage
6.150% QIC Cayman Ltd	5.65%
2.375% KIB Sukuk Ltd 2030	2.66%
5.250% DNB Bank ASA 2047	2.01%
2.050% Ooredoo Intl Finance 2026	1.97%
2.250% Volkswagen Group America 2026	1.95%
4.875% Legal & General Group	1.87%
3.379% Sarana Multi Infrastrukt 2032	1.64%
4.125% Rec Ltd 2028	1.57%
6.330% CNP Assurances SACA 2035	1.42%
5.700% Hanwha Life Insurance 2032	1.41%

Disclaimer / Notes

This document is prepared for general circulation and is circulated for general information only. This document is not an invitation to subscribe to units of any investment fund or program therein. At all times, prospective investors considering an investment in a fund or program should carefully review such fund's or program's prospectus describing the investment approach, operations, applicability of taxes, fees, expenses, risks of investing and review the fund's or program's performance over time.

*Blended benchmark- JPM MECI GCC (JCADGCTR) Index (60%) & JPM Asia (JACIIGTR) Index (20%) & US Bloomberg Aggregate (LBSTRUU) Index (20%)